

QUARTERLY REPORT OF REVENUE AND OTHER RECEIPTS
As at the Quarter Ending June 30, 2023

Department : Department of Information and Communications Technology
 Agency/Entity : National Telecommunications Commission
 Operating Unit : Regional Office - VI
 Organization Code (UACS) : 37 002 0300006
 Fund Cluster : 01 - Regular Agency Fund

Classification/Sources of Revenue and Other Receipts	UACS CODE	REVENUE TARGET (Annual) per BESF	Actual Revenue and Other Receipts Collections					Cumulative Remittance/Deposits to Date			Variance		Remarks
			1st Quarter Ending March 31	2nd Quarter Ending June 30	3rd Quarter Ending September 30	4th Quarter Ending December	Total	Remittance to BTr	Deposited with AGDB	Total	Amount	%	
1	2	3	4	5	6	7	8=[(6+(-)7)-8+9]	9	10	11=(9+10)	12=(8-3)	13=(12/3)	14
Regular Agency Fund		26,176,152.84	7,762,472.20	7,365,131.68	0.00	0.00	15,127,603.88	15,069,001.88	0.00	15,069,001.88	(11,048,548.96)		-42 %
Revenue Collections		26,176,152.84	7,762,472.20	7,365,131.68	0.00	0.00	15,127,603.88	15,069,001.88	0.00	15,069,001.88	(11,048,548.96)		-42 %
Cash Revenue		26,176,152.84	7,762,472.20	7,365,131.68	0.00	0.00	15,127,603.88	15,069,001.88	0.00	15,069,001.88	(11,048,548.96)		-42 %
Non-Tax		26,176,152.84	7,762,472.20	7,365,131.68	0.00	0.00	15,127,603.88	15,069,001.88	0.00	15,069,001.88	(11,048,548.96)		-42 %
Other Permit Fees	4020101099	2,459,734.00	353,970.00	379,708.00	0.00	0.00	733,678.00	724,126.00	0.00	724,126.00	(1,726,056.00)		-70 %
Registration Fees	4020102000	8,271,016.64	43,500.00	8,000.00	0.00	0.00	51,500.00	51,500.00	0.00	51,500.00	(8,219,516.64)		-99 %
Certification Fees	4020104002	96,245.46	3,065.00	840.00	0.00	0.00	3,905.00	3,905.00	0.00	3,905.00	(92,340.46)		-96 %
Licensing Fees	4020106000	7,863,854.56	3,512,358.67	3,170,292.00	0.00	0.00	6,682,650.67	6,658,130.67	0.00	6,658,130.67	(1,181,203.89)		-15 %
Supervision and Regulation Enforcement Fees	4020107000	0.00	0.00	0.00	0.00	0.00	0.00	0.00	0.00	0.00	0.00		0 %
Inspection Fees	4020110000	5,924,991.51	3,096,540.00	3,021,480.00	0.00	0.00	6,118,020.00	6,102,660.00	0.00	6,102,660.00	193,028.49		3 %
Application Fees	4020113003	780,127.26	149,550.00	127,360.00	0.00	0.00	276,910.00	270,400.00	0.00	270,400.00	(503,217.26)		-65 %
Fines and Penalties - Service Income	4020114000	82,825.00	586,732.53	634,052.68	0.00	0.00	1,220,785.21	1,218,175.21	0.00	1,218,175.21	1,137,960.21		1,374 %
Other Service Income	4020189099	697,358.41	16,756.00	23,399.00	0.00	0.00	40,155.00	40,105.00	0.00	40,105.00	(657,203.41)		-94 %
GRAND TOTAL		26,176,152.84	7,762,472.20	7,365,131.68	0.00	0.00	15,127,603.88	15,069,001.88	0.00	15,069,001.88	(11,048,548.96)		-42 %

Certified Correct:


 PRINCESS MAE S. INFANTE
 Accountant II
 Date: 07/05/2023

Recommending Approval By:


 MA. THERESA G. SALAZAR
 Chief Administrative Officer

Approved By:



 ENGR. JOVITA V. CHONGCO
 Regional Director
 Date: 07/05/2023

QUARTERLY REPORT OF REVENUE AND OTHER RECEIPTS
As at the Quarter Ending June 30, 2023


Department : Department of Information and Communications Technology
 Agency/Entity : National Telecommunications Commission
 Operating Unit : Regional Office - VI
 Organization Code (UACS) : 37 002 0300006
 Fund Cluster : 03 - Special Account - Locally Funded/Domestic Grants Fund

Classification/Sources of Revenue and Other Receipts	UACS CODE	REVENUE TARGET (Annual) per BESF	Actual Revenue and Other Receipts Collections					Cumulative Remittance/Deposits to Date			Variance		Remarks
			1st Quarter Ending March 31	2nd Quarter Ending June 30	3rd Quarter Ending September	4th Quarter Ending December	Total	Remittance to BTr	Deposited with AGDB	Total	Amount	%	
1	2	3	4	5	6	7	8=[(6+(-)7)-8+9]	9	10	11=(9+10)	12=(8-3)	13=(12/3)	14
Special Account - Locally Funded/Domestic Grants Fund		88,942,312.27	29,812,714.00	67,001,506.00	0.00	0.00	96,814,220.00	96,813,548.00	0.00	96,813,548.00	7,871,907.73	9 %	
Revenue Collections		88,942,312.27	29,812,714.00	67,001,506.00	0.00	0.00	96,814,220.00	96,813,548.00	0.00	96,813,548.00	7,871,907.73	9 %	
Cash Revenue		88,942,312.27	29,812,714.00	67,001,506.00	0.00	0.00	96,814,220.00	96,813,548.00	0.00	96,813,548.00	7,871,907.73	9 %	
Non-Tax		88,942,312.27	29,812,714.00	67,001,506.00	0.00	0.00	96,814,220.00	96,813,548.00	0.00	96,813,548.00	7,871,907.73	9 %	
Spectrum Usage Fees	4020108000	88,942,312.27	29,812,714.00	67,001,506.00	0.00	0.00	96,814,220.00	96,813,548.00	0.00	96,813,548.00	7,871,907.73	9 %	
GRAND TOTAL		88,942,312.27	29,812,714.00	67,001,506.00	0.00	0.00	96,814,220.00	96,813,548.00	0.00	96,813,548.00	7,871,907.73	9 %	


Certified Correct:


 PRINCESS MAE S. INFANTE
 Accountant II
 Date: 07/05/2023

Recommending Approval By:


 MA. THERESA G. SALAZAR
 Chief Administrative Officer
 Date 07/05/2023

Approved By:


 ENGR. JOVITA V. CHONGCO
 Regional Director
 Date: 07/05/2023