



QUARTERLY REPORT OF REVENUE AND OTHER RECEIPTS


As at the Quarter Ending December 31, 2022

Department : Department of Information and Communications Technology
 Agency : National Telecommunications Commission
 Operating Unit : Regional Office - VI
 Organization Code (UACS) : 37 002 0300006
 Fund Cluster : 01 - Regular Agency Fund

Classification/Sources of Revenue and Other Receipts	UACS CODE	REVENUE TARGET (Annual) per BESF	Actual Revenue and Other Receipts Collections					Cumulative Remittance/Deposits to Date			Variance		Remarks
			1st Quarter Ending March 31	2nd Quarter Ending June 30	3rd Quarter Ending Sept. 30	4th Quarter Ending Dec. 31	Total	Remittance to BTr	Deposited with AGDB	TOTAL	Amount	%	
1	2	3	4	5	6	7	8=[(6+(-)7)-8+9]	9	10	11=(9+10)	12=(8-3)	13=(12/3)	14
Regular Agency Fund		110,140,081.00	28,314,525.52	60,136,154.74	92,441,054.46	57,170,422.02	238,062,156.74	238,062,276.74	0.00	238,062,276.74	127,922,075.74	116 %	
Revenue Collections		110,140,081.00	28,314,525.52	60,136,154.74	92,441,054.46	57,170,422.02	238,062,156.74	238,062,276.74	0.00	238,062,276.74	127,922,075.74	116 %	
Cash Revenue		110,140,081.00	28,314,525.52	60,136,154.74	92,441,054.46	57,170,422.02	238,062,156.74	238,062,276.74	0.00	238,062,276.74	127,922,075.74	116 %	
Non-Tax		110,140,081.00	28,314,525.52	60,136,154.74	92,441,054.46	57,170,422.02	238,062,156.74	238,062,276.74	0.00	238,062,276.74	127,922,075.74	116 %	
Other Permit Fees	4020101099	1,648,826.00	569,904.00	332,022.00	642,799.00	546,340.00	2,091,065.00	2,091,065.00	0.00	2,091,065.00	442,239.00	27 %	
Registration Fees	4020102000	289,359.00	12,000.00	19,400.00	11,050.00	27,500.00	69,950.00	69,950.00	0.00	69,950.00	(219,409.00)	-76 %	
Clearance Fees	4020104001	10,589.00	1,320.00	6,660.00	3,300.00	1,320.00	12,600.00	12,720.00	0.00	12,720.00	2,011.00	19 %	
Licensing Fees	4020106000	11,099,821.00	3,115,042.00	3,374,928.00	3,957,652.00	2,762,324.00	13,209,946.00	13,209,946.00	0.00	13,209,946.00	2,110,125.00	19 %	
Supervision and Regulation Enforcement Fees	4020107000	0.00	2,942.78	26,250.00	877,713.80	80,996.61	987,903.19	987,903.19	0.00	987,903.19	987,903.19	0 %	
Spectrum Usage Fees	4020108000	83,615,328.00	20,792,064.00	52,564,078.00	82,438,256.00	50,425,862.00	206,220,260.00	206,220,260.00	0.00	206,220,260.00	122,604,932.00	147 %	
Inspection Fees	4020110000	7,850,431.00	3,005,880.00	3,096,800.00	3,858,840.00	2,650,180.00	12,611,500.00	12,611,500.00	0.00	12,611,500.00	4,761,069.00	61 %	
Application Fees	4020113003	774,080.00	220,940.00	139,010.00	156,800.00	142,290.00	659,040.00	659,040.00	0.00	659,040.00	(115,040.00)	-15 %	
Fines and Penalties - Service Income	4020114000	77,622.00	576,893.24	526,987.24	469,011.66	517,405.91	2,090,298.05	2,090,298.05	0.00	2,090,298.05	2,012,676.05	2,593 %	
Other Service Income	4020199099	4,774,025.00	17,539.50	50,219.50	25,632.00	16,203.50	109,594.50	109,594.50	0.00	109,594.50	(4,664,430.50)	-98 %	
TOTAL		110,140,081.00	28,314,525.52	60,136,154.74	92,441,054.46	57,170,422.02	238,062,156.74	238,062,276.74	0.00	238,062,276.74	127,922,075.74	116 %	

Certified Correct:

 SHARON ROSE B. VILLAHERMOSA
 Acting Accountant II
 Date:

Certified Correct:

 MA. THERESA G. SALAZAR
 CAO
 Date:

Recommending Approval:

 ENGR. LEAH DELA CRUZ DOROMAL
 OIC, Regional Director
 Date:

Approved By:

 Date: