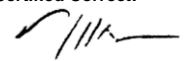



QUARTERLY REPORT OF REVENUE AND OTHER RECEIPTS
As at the Quarter Ending December 31, 2021

Department : Department of Information and Communications Technology
 Agency : National Telecommunications Commission
 Operating Unit : Regional Office - VI
 Organization Code (UACS) : 37 002 0300006
 Fund Cluster : 01 - Regular Agency Fund


Classification/Sources of Revenue and Other Receipts	UACS CODE	REVENUE TARGET (Annual) per BESF	Actual Revenue and Other Receipts Collections					Cumulative Remittance/Deposits to Date			Variance		Remarks
			1st Quarter Ending March 31	2nd Quarter Ending June 30	3rd Quarter Ending Sept. 30	4th Quarter Ending Dec. 31	Total	Remittance to BTr	Deposited with AGDB	TOTAL	Amount	%	
1	2	3	4	5	6	7	8=[(6+(-)7)-8+9]	9	10	11=(9+10)	12=(8-3)	13=(12/3)	14
Regular Agency Fund		109,660,125.36	25,203,948.36	40,773,899.57	70,283,827.46	54,753,552.23	191,015,227.62	213,632,801.62	0.00	213,632,801.62	81,355,102.26	74 %	
Revenue Collections		109,660,125.36	25,203,948.36	40,773,899.57	70,283,827.46	54,753,552.23	191,015,227.62	213,632,801.62	0.00	213,632,801.62	81,355,102.26	74 %	
Cash Revenue		109,660,125.36	25,203,948.36	40,773,899.57	70,283,827.46	54,753,552.23	191,015,227.62	213,632,801.62	0.00	213,632,801.62	81,355,102.26	74 %	
Non-Tax		109,660,125.36	25,203,948.36	40,773,899.57	70,283,827.46	54,753,552.23	191,015,227.62	213,632,801.62	0.00	213,632,801.62	81,355,102.26	74 %	
Other Permit Fees	4020101099	1,812,643.38	370,178.00	251,704.00	316,904.00	432,994.00	1,371,780.00	1,381,260.00	0.00	1,381,260.00	(440,863.38)	-24 %	
Registration Fees	4020102000	374,904.00	54,000.00	30,000.00	27,000.00	27,500.00	138,500.00	168,500.00	0.00	168,500.00	(236,404.00)	-63 %	
Certification Fees	4020104002	4,856.19	2,740.00	2,700.00	2,305.00	1,810.00	9,555.00	9,435.00	0.00	9,435.00	4,698.81	97 %	
Licensing Fees	4020106000	11,496,051.09	3,081,840.00	3,210,154.00	3,815,854.00	3,120,564.00	13,228,412.00	14,296,412.00	0.00	14,296,412.00	1,732,360.91	15 %	
Supervision and Regulation Enforcement Fees	4020107000	1,036,447.99	15,632.36	89,042.57	1,042,456.46	24,163.63	1,171,295.02	1,171,295.02	0.00	1,171,295.02	134,847.03	13 %	
Spectrum Usage Fees	4020108000	84,211,237.55	19,247,472.00	35,004,584.00	62,240,804.00	47,918,596.00	164,411,456.00	185,336,560.00	0.00	185,336,560.00	80,200,218.45	95 %	
Inspection Fees	4020110000	7,714,957.17	2,055,900.00	1,916,500.00	2,378,980.00	2,705,398.00	9,056,778.00	9,603,138.00	0.00	9,603,138.00	1,341,820.83	17 %	
Application Fees	4020113003	12,849.55	3,260.00	520.00	0.00	3,010.00	6,790.00	6,790.00	0.00	6,790.00	(6,059.55)	-47 %	
Filing Fees	4020113007	840,454.46	100,455.00	110,670.00	113,640.00	188,590.00	513,355.00	516,355.00	0.00	516,355.00	(327,099.46)	-39 %	
Fines and Penalties - Service Income	4020114000	1,604,776.46	251,508.00	156,636.00	332,752.00	326,255.60	1,067,151.60	1,102,751.60	0.00	1,102,751.60	(537,624.86)	-34 %	
Other Service Income	4020199099	550,947.52	20,963.00	1,389.00	13,132.00	4,671.00	40,155.00	40,305.00	0.00	40,305.00	(510,792.52)	-93 %	
TOTAL		109,660,125.36	25,203,948.36	40,773,899.57	70,283,827.46	54,753,552.23	191,015,227.62	213,632,801.62	0.00	213,632,801.62	81,355,102.26	74 %	

Certified Correct:


Date:

Certified Correct:


Date:

Recommended/Approval:


Date:

Approved By:

Date: